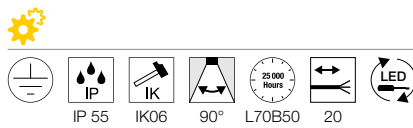
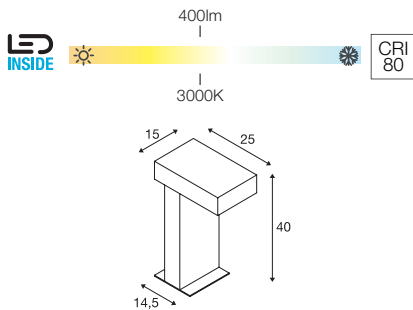




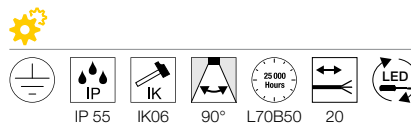
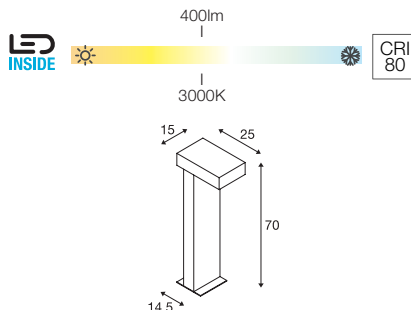
# RUSTY® PATHLIGHT 40 Pole



220-240V ~50/60Hz  
Systemleistung: 8,9W  
Material: FeCSI-Stahl / Polycarbonat (PC)

- Offenes Kabelende

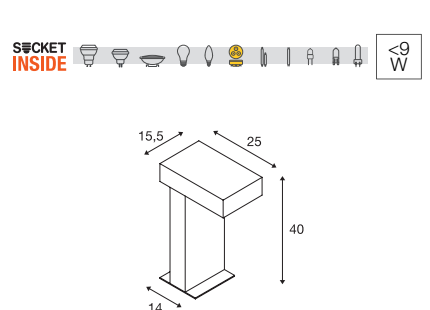
# RUSTY® PATHLIGHT 70 Pole



220-240V ~50/60Hz  
Systemleistung: 8,9W  
Material: FeCSI-Stahl / Polycarbonat (PC)

- Offenes Kabelende

# RUSTY® PATHLIGHT Pole, TCR-TSE



220-240V ~50/60Hz  
Material: FeCSI-Stahl / Polycarbonat (PC)

- Offenes Kabelende



1001823	400lm 3000K	A → G F
---------	----------------	------------



1001824	400lm 3000K	A → G F
---------	----------------	------------



GX53 <9W  
Ø: 7,5 cm L: 2,7 cm



LED GX53 | 6W | 120°  
4000K | 550lm | EEK=F  
6kWh/1000h



Art. Nr. 1005269



■ Verbindungsbox IP68, 3-polig  
Art. Nr. 228730  
■ Erdspeiß  
Art. Nr. 229422



■ Verbindungsbox IP68, 3-polig  
Art. Nr. 228730  
■ Erdspeiß  
Art. Nr. 229422



■ Verbindungsbox IP68, 3-polig  
Art. Nr. 228730  
■ Erdspeiß  
Art. Nr. 229422



Variante	Art. Nr.
400lm   3000K   CRI80 ■ rost	1001823

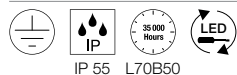
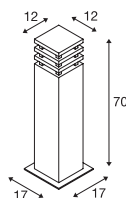
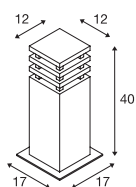
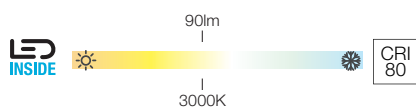
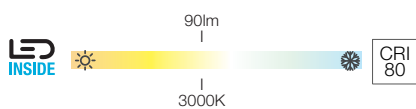
Variante	Art. Nr.
400lm   3000K   CRI80 ■ rost	1001824

Variante	Art. Nr.
1xGX53 ■ rost	230090

## RUSTY® 40 Pole

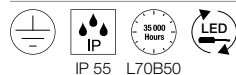


## RUSTY® 70 Pole



220-240V ~50/60Hz  
Systemleistung: 9W  
Material: FeCSI-Stahl / Polycarbonat (PC)

- Offenes Kabelende



220-240V ~50/60Hz  
Systemleistung: 9W  
Material: FeCSI-Stahl / Polycarbonat (PC)

- Offenes Kabelende



Art. Nr.	Light Output	Color Temperature
233427	90lm	3000K



■ Verbindungsbox IP68, 3-polig  
Art. Nr. 228730  
■ Erdspieß  
Art. Nr. 229422




Art. Nr.	Light Output	Color Temperature
233437	90lm	3000K



■ Verbindungsbox IP68, 3-polig  
Art. Nr. 228730  
■ Erdspieß  
Art. Nr. 229422

Variante	Art. Nr.
90lm   3000K   CRI80 ■ rost	233427

Variante	Art. Nr.
90lm   3000K   CRI80 ■ rost	233437





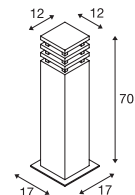
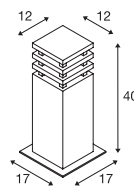
### RUSTY® 40

Pole, E27



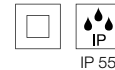
### RUSTY® 70

Pole, E27



220-240V ~50/60Hz  
Material: FeCSi-Stahl / Polycarbonat (PC)

- Offenes Kabelende



220-240V ~50/60Hz  
Material: FeCSi-Stahl / Polycarbonat (PC)

- Offenes Kabelende



E27 <11W  
Ø: 4,8 cm L: 13,9 cm



LED E27 | 8W | 240°  
3000K | 880lm | EEK=E  
8kWh/1000h

Art. Nr. 1005289



■ Verbindungsbox IP68, 3-polig  
Art. Nr. 228730  
■ Erdspieß  
Art. Nr. 229422



E27 <11W  
Ø: 4,8 cm L: 13,9 cm



LED E27 | 8W | 240°  
4000K | 880lm | EEK=E  
8kWh/1000h

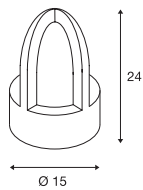
Art. Nr. 1005290



■ Verbindungsbox IP68, 3-polig  
Art. Nr. 228730  
■ Erdspieß  
Art. Nr. 229422

Variante	Art. Nr.
1xE27	
■ rost	229420

Variante	Art. Nr.
1xE27	
■ rost	229421

RUSTY® CONE 24  
FL, E14

220-240V ~50/60Hz  
Material: FeCSi-Stahl / Polycarbonat (PC)



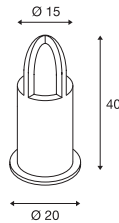
E14 <40W  
Ø: 4,8 cm L: 13,9 cm



LED E14 | 4.2W | 320°  
2700K | 350lm | EEK=G  
5kWh/1000h



Art. Nr. 1005285

RUSTY® CONE 40  
Pole, E27

220-240V ~50/60Hz  
Material: FeCSi-Stahl / Polycarbonat (PC)



E27 <11W  
Ø: 4,8 cm L: 13,9 cm



LED E27 | 8W | 240°  
3000K | 880lm | EEK=E  
8kWh/1000h



Art. Nr. 1005289



■ Verbindungsbox IP68, 3-polig

Art. Nr. 228730

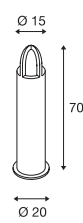
■ Erdspieß

Art. Nr. 229423



Variante	Art. Nr.
1xE14	
■ rost	229430

Variante	Art. Nr.
1xE27	
■ rost	229431

RUSTY® CONE 70  
Pole, E27

220-240V ~50/60Hz  
Material: FeCSi-Stahl / Polycarbonat (PC)



E27 <11W  
Ø: 4,8 cm L: 13,9 cm



LED E27 | 8W | 240°  
4000K | 880lm | EEK=E  
8kWh/1000h



Art. Nr. 1005290



■ Verbindungsbox IP68, 3-polig

Art. Nr. 228730

■ Erdspieß

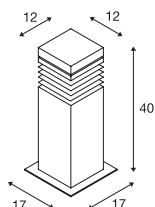
Art. Nr. 229423



Variante	Art. Nr.
1xE27	
■ rost	229432

## ARROCK GRANITE 40

Pole, square, E27



220-240V ~50/60Hz  
Material: Granit / Edelstahl 304



E27 <15W  
Ø: 5,2 cm L: 11,5 cm



LED E27 | 8W | 240°  
3000K | 880lm | EEK=E  
8kWh/1000h



Art. Nr. 1005289



■ Verbindungsbox IP68, 3-polig

Art. Nr. 228730

■ Erdspeiß

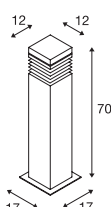
Art. Nr. 229422



Variante	Art. Nr.
1xE27	
■ grau	231410

## ARROCK GRANITE 70

Pole, square, E27



220-240V ~50/60Hz  
Material: Granit / Edelstahl 304



E27 <15W  
Ø: 5,2 cm L: 11,5 cm



LED E27 | 8W | 240°  
4000K | 880lm | EEK=E  
8kWh/1000h



Art. Nr. 1005290



■ Verbindungsbox IP68, 3-polig

Art. Nr. 228730

■ Erdspeiß

Art. Nr. 229422



Variante	Art. Nr.
1xE27	
■ grau	231411

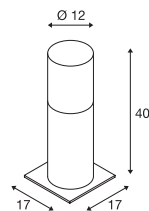




1000665 553



1000666 553

LISENNE 40  
Pole, E27220-240V ~50/60Hz  
Material: Basalt / GlasE27 <23W  
Ø: 5,9 cm L: 15 cmLED E27 | 7,5W | 320°  
2700K | 800lm | EEK=F  
8kWh/1000h

Art. Nr. 1005268

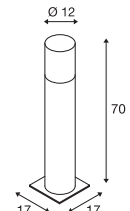



■ Erdspieß

Art. Nr. 229422



Variante	Art. Nr.
1xE27	
■ grau / braun	1000665

LISENNE 70  
Pole, E27220-240V ~50/60Hz  
Material: Basalt / GlasE27 <23W  
Ø: 5,9 cm L: 15 cmLED E27 | 7,5W | 320°  
2700K | 800lm | EEK=F  
8kWh/1000h

Art. Nr. 1005268



■ Erdspieß

Art. Nr. 229422



Variante	Art. Nr.
1xE27	
■ grau / braun	1000666